



ICS

Assembly Instruction



TOOLS



1. Place the metal crosswise connector and fix it by tighten the screws (2x M10x50)
Posizionare il traverso in metallo e fissarlo ai fianchi avvitando le viti (2x M10x50)



2. Place the two metal side table top supports and then tighten the screws (4pcs M8x25).
Posizionare i due supporti laterali del piano tavolo e fissarli avvitando le viti (4pz M8x25).



3. Place and fix the table top to the frame tighten the screws (6pcs M6x13).
Fissare il piano tavolo alla struttura avvitando le viti (6pz M6x13).

