















DATEN SMARTLINE · SMART LINE SPECIFICATIONS.

Form Shape	Dimension in cm Dimension in cm	Dimension in inch Dimension in inches	Kantenprofil in mm Edge profile in mm	Formatnummer Dimension number	Palettenabmessungen in cm l x b x h Pallet dimensions in cm l x w x h	ø Gewicht je Platte in kg ø Weight per tabletop in kg	Bruttogewicht in kg Gross weight in kg	Stk. pro Palette Pieces per pallet	ø Gewicht einer Palette in kg ø Weight of a pallet in kg
	ø 70	ø 28		5831	142 x 72 x 110	5	~ 5,3	120	636
	ø 80	ø 32		5829	82 x 82 x 175	6,0	~ 6,3	100	630
	60 x 60	24 x 24		5814	122 x 62 x 110	4,4	~ 4,7	120	564
	70 x 70	28 x 28		5815	142 x 72 x 110	6,0	~ 6,3	120	756
	80 x 80	32 x 32		5817	92 x 82 x 175	7,8	~ 8,1	100	810
	120 x 80	48 x 32		5820	122 x 82 x 110	11,8	~ 12,3	60	738
	160 x 90	64 x 36		5807	162 x 92 x 110	18,5	~ 19	60	1140